THE LITTLE YEARS

VOLUME ONE



NAME _____

OURSWEETIEBIRDSHOME

The Little Years Poem

In fields of gold and skies so blue,
With hearts so pure, the children flew.
Through meadows green and forests wide,
In God's creation, they found their stride.

With laughter ringing through the air,
They danced with joy without a care.
In dappled sunlight, they would play,
Thanking God for every day.

They chased the butterflies that flit,
And marveled at the flowers lit.
They splashed in streams, so cool and clear,
In God's embrace, they felt so near.

Each bird that sang, each tree that swayed,
In awe, they watched the world God made.
For every creature, big and small,
They thanked their Maker over all.

So in these little years, so sweet,
Their hearts with wonder did they greet.
In God's creation, they found delight,
Each day a gift, so pure and bright.

-OurSweetieBirdsHome

Morning Time Songs

Days of the Week

Monday, Tuesday, Wednesday, too,
Counting all the days, just like you.
Thursday, Friday, Saturday's fun,
Sunday's here, the week is done!

Days of the week, let's sing along,
A happy tune, a joyful song.
From Monday to Sunday, one by one,
Days of the week, let's have some fun!

Months of the Year

January's snow, February's heart,
March brings spring, a brand new start.
Months of the year, let's sing this song,
From January to December, all year long.
April showers, May's flowers bloom,
June's sun, July's boom.

August's heat, September's fall,
October's chill, November's call.
Months of the year, let's sing this song,
From January to December, all year long.
December's cold, holidays bright,
Each month brings its own delight.

Let's learn our numbers



One



Two



Three



Four



Five



Six



Seven



Eight



Nine



Ten

Let's learn our shapes



Star



Pentagon



Square



Circle



Rectangle



Heart



Triangle



Oval

Big and small

Which one is the biggest?
Which one is the smallest?



Size Comparisons

Which one is the biggest?
Which one is the smallest?
Which one can fly?
etc.



















Let's go On an adventure!



Ask your little one the following questions.



What color is Oliver's shirt?

What do you think Oliver is looking at?

What shape do you spy on the binoculars?

How many steps did it take for Oliver to get to his canoe?

What would you like to name the baby ducks?

How many babies does the mama duck have?

What adventure do you want to go on?

A Note on Language Development

As toddlers observe a page, they begin to associate words with the images they see. This helps in expanding their vocabulary and language skills. Adults can engage toddlers in conversations about what they observe, which further enhances language development. Use this page and the following page to ask more engaging questions.







Let's Match!

Help the mamas get to their sweet babies!















"For it was you who created my inward parts; you knit me together in my mother's womb. I will praise you because I have been remarkably and wondrously made."

Psalm 139:13-14.

LET'S HELP THE ANIMALS FIND THEIR WAY HOME

Cut and paste from the EXTRAS page, or draw lines to help the animals home!





















Pre-Writing Skills

Help the frogs find their way to the worms.











Pre-Writing Skills

Help the animals get a drink of water!



LET'S MAKE A STRAWBERRY PIE!

Help put the ingredients into the bowl by tracing the lines!





















LET'S COUNT AND LEARN!

Thank you so much for helping me make a strawberry pie!
How many real squares do you see? Let's count them together!
Why are the other sections not squares?
Because the sides are not equal.
When we say 'equal,' it means 'the same.' So, all the sides of a square are the same length, making it a special shape!



Let's Count!

You can have your child count them orally, write the numbers on the paper, or cut and paste the numbers from the EXTRAS page.











LET'S MAKE SOME SHAPES!











LET'S COUNT AND LEARN!

How many fish do you see in the pond?
Let's count them together!

*For extra counting practice, cut out the fish from the EXTRAS page and put them on the floor and go fishing for numbers! This is great for both counting and number recognition. *



LET'S COUNT!

Circle the correct number of items!



4 9 10 7 6

LET'S GO ON A LETTER HUNT!

Choose a letter and have your child count
how many they can find!



SMALL SMALLER SMALLEST

Have the child point to the different sizes or circle the smallest and cross out the biggest.

























HELP MR. BEAVER FIND STICKS FOR HIS NEW HOME!

Have your child verbally point and count the 10 sticks and then cut them out from the EXTRAS page and hide them throughout your home. It will help with number recognition and will create a beautiful memory!



Great job!
Thank you for helping Mr. Beaver provide a cozy and warm home for his family.



What Comes Next?

Have your child verbally tell you what comes next or use the cutouts from the EXTRAS page.

	
	
	
	
	

See the EXTRAS page in the back.

A

Have your student use their finger, marker, crayon, or paint brush to trace! If you have a kinesthetic learner, print these on cardstock paper, spread glue in the shape of the letters, sprinkle with colored sand, shake loose sand off, and let dry thoroughly.



B



C



D



E

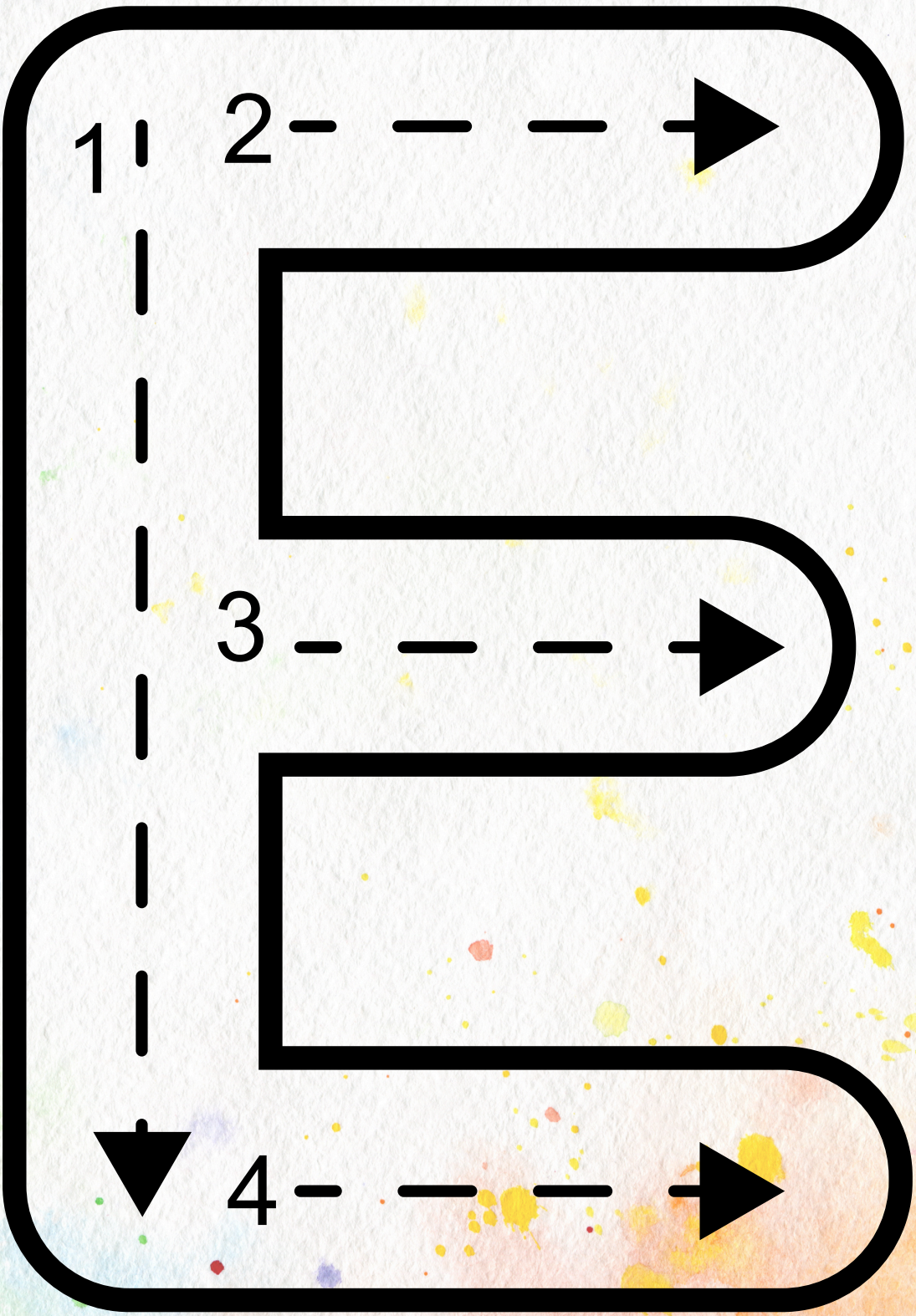

F



G



H

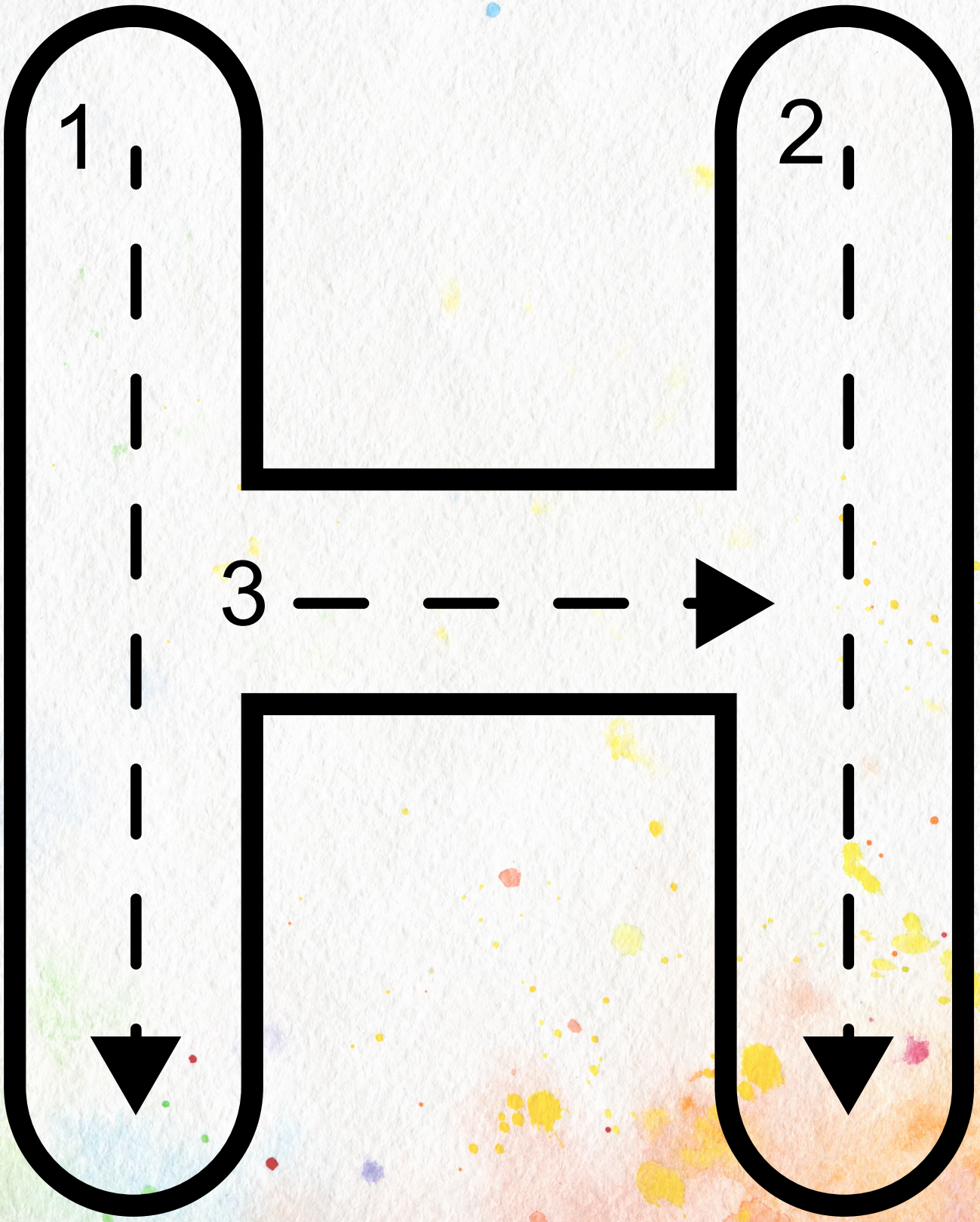

I



J



1



2



3



4




5
1
3
2

6



7



8



٩



10



CREATIVE **STORYTELLING**



Imagine walking in a beautiful forest, what would your experience be?

What would you hear?

What would you see?

What would you feel?

What would you taste?

What would you do?



Help Madi find a butterfly!







Butterfly Numbers

Practice your number writing skills by following the dotted lines to the butterfly waiting at the finish line!



Butterfly Letters

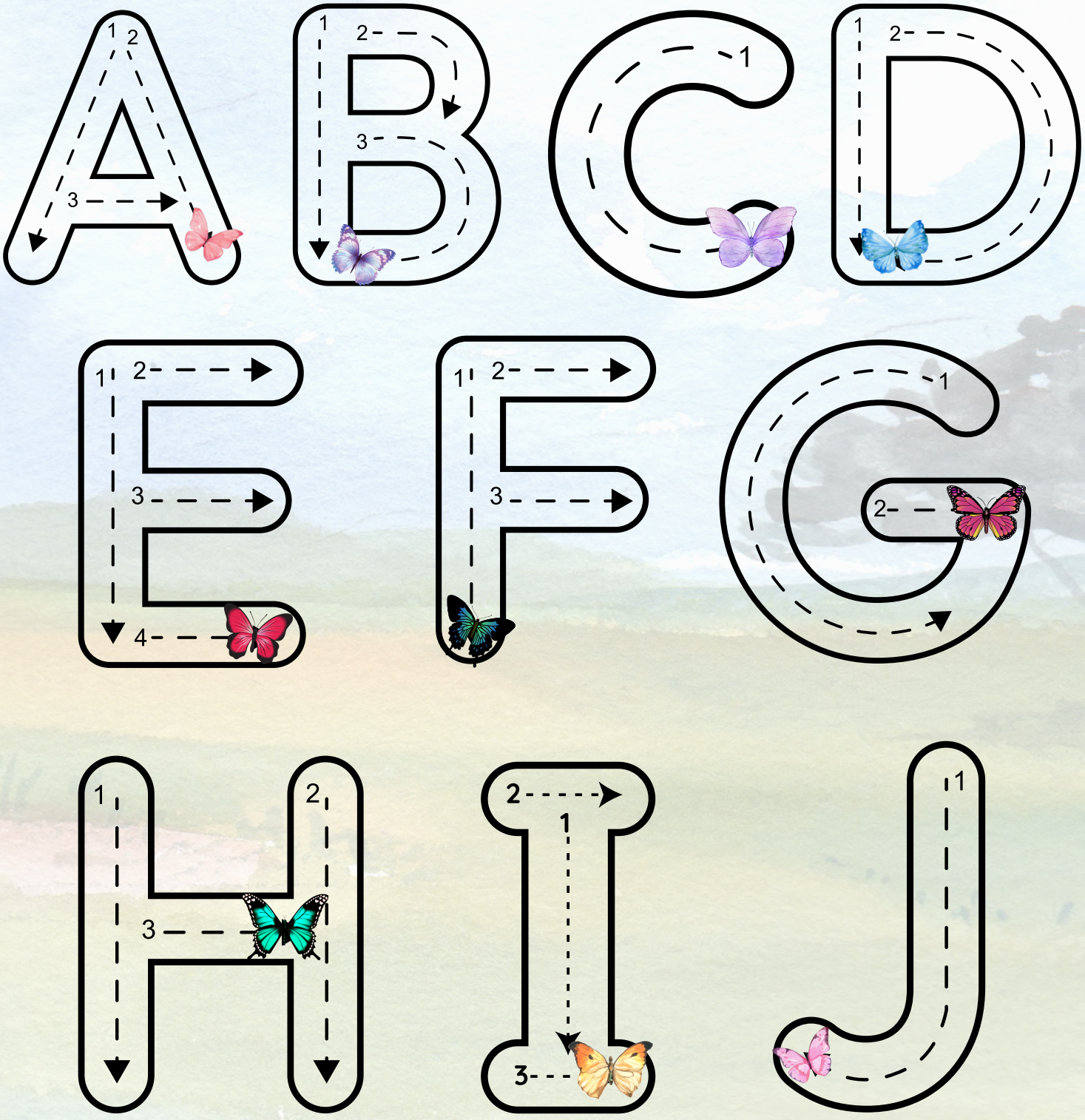

Dough Mats

Use PlayDough or Clay to decorate the tree for fine motor practice!



Use PlayDough or Clay to decorate the butterfly for fine motor practice!



Roll out dough to put frosting on the cinnamon roll!



What animals live in the barn?

Draw a circle around the animals that live in a barn.























Let's go Apple picking!

How many apples are in the basket?
See how many apples you can find on the tree!
What letter do you see?
Can you trace the A?

A





Let's learn a new song!

How many bears do you see?
Which one is the biggest?
Which one is the smallest?



Five little bears, having fun,
Roaring and giggling, one by one.
Oh, what joy, everywhere,
Playing together, the five little bears!



Let's listen to some cardinals!

This is a pair of birds! How many are in a pair? 2!
Look up a short video about cardinals. What they eat, sound like, etc.

A symbol of joy and cheer each day,
This little red bird has much to say.
So listen close and you will hear,
The cardinal's song, so pure and dear.



LET'S LEARN ABOUT DUCKS!



Baby ducks, known as ducklings, often have bright yellow down feathers. This coloration helps camouflage them in their natural habitats, blending with yellow flowers and sunlight reflecting off the water.



Ducks have specialized feathers coated with a waterproofing oil produced by the uropygial gland near the base of their tail. This oil helps keep them dry and buoyant in water.

There are over 120 species of ducks, found in a variety of habitats across the world, from freshwater lakes and rivers to coastal marshes and even urban parks.





Time to count the eggs!

How many eggs do you see? Look carefully, because one egg is hiding really well!



Help the fox find her baby!

How many pairs of tracks do you see?



Oh, I found you, baby, my little one so small,
I will keep you, I will keep you, hear your
mama call. Oh, I found you, baby, my little
one so bright, I will love you, I will love you,
every day and night.





Let's pick some Gardenia!

How many flowers do you see?

In the garden, soft and fair, Gardenias bloom without a care. White as clouds in skies so blue, With a scent like morning dew.



Hedgehog Hide N' Seek!

Cut or laminate the large hedgehog in the EXTRA section and hide it outside or indoors for a fun game of Hedgehog Hide N' Seek! This is a great opportunity to practice counting with your little one!

In the forest, all alone,
Lives a hedgehog in his home.
Tiny feet and nose so small,
He's the cutest of them all.

Chorus: Hedgehog, hedgehog, running free,
Through the grass and by the tree.
With your spines so prickly bright,
You're a wonder, day and night.



Insects Insects Everywhere!

Can you spot 10 of each kind of critter?



Jay Bird Song!

Color and then cut out the bird and tree in the EXTRA section and then paste on your paper of choice to create your own artwork!

Blue jay in the morning light,
Feathers blue and wings so bright.
Sings a song with joyful glee,
Perched upon the old oak tree.

Blue jay, blue jay, sing for me,
In the branches, wild and free.
Your melody, a cheerful sight,
Brings us joy from dawn till night.



Thank you for joining us on our woodlands adventure! We can't wait to bring you along for our next adventure as we explore the farm! See you soon!

-@oursweetiebirdshome



My Woodland favorites for littles!



Our Little Adventures: Great for speech development



Forest Stacker Game



Mini Forest Animal-Great for counting and play!



Woodlands Nesting Dolls



A Walk Through the Woods Book

EXTRAS

You can cut these out and use them once, or laminate to use whenever needed.







1 2 3 4 5








EXTRAS

You can cut these out and use them once, or laminate to use again and again!





















EXTRAS

You can cut these out and use them once, or laminate to use over and over again!

